

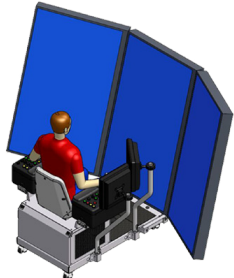


Crane Simulator Platforms




Essential

A budget friendly simulator platform, the Essential model includes all of the key functions and controls required for professional crane simulation.



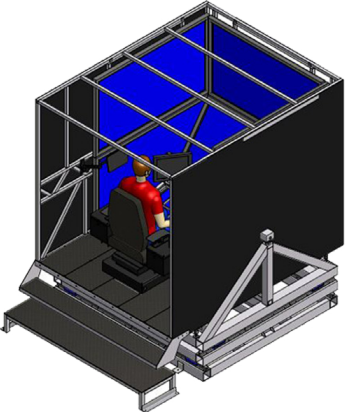
Essential Plus

The Essential Plus is an enhanced platform with various configuration options, including the ability to add visual channels and a motion base.




Essential VR

The state-of-the-art virtual reality training experience. Enjoy a 360 degree field of view. See your virtual hands integrated with the physical controls.



Full Mission

The Full Mission is a premium simulator that includes a full cabin on a robust 3 DOF motion base. Designed for high-level simulation training.




Advanced

Designed to simulate any crane, the Advanced model provides a highly immersive training experience and features a 6 DOF motion platform. Available in either flat panel or dome configuration.



Desktop

Designed to augment our Full Mission simulators, the Desktop solution enables students to become familiar with crane operations.



Custom

Custom simulation training systems to suit the needs of any organization. Contact us for more details.

Virtual Crane Models

Port Cranes

Ship-to-Shore (STS)
Rubber Tyred Gantry (RTG)
Rail Mounted Gantry (RMG)
Mobile Harbour (MHC)
Ship Unloader (clamshell)

- ZPMC
- KoneCranes
- Liebherr
- Paceco
- Nelcon
- Reggaine
- Morris

Ship Pedestal

- Hagglund
- Liebherr

Jib & Jib Boom

- Gottwald
- Liebherr
- Potain
- Clyde

Ship Gantry

- Morgan

Construction Cranes

Mobile Lattice Crawler
Hydraulic Telescopic Truck
Rough Terrain
All Terrain
Tower

- Manitowoc
- Linkbelt
- Liebherr
- Grove
- Terex

Straddle Carrier

- Kalmar
- Noell

Reach Stacker

- Kalmar

Intermodal

- Kuenz (wide span)

Forklift

- JLG (10,000 lb telescopic)
- Kalmar (5,000 lb telescopic)
- Hyster (7,000 lb)



Why GlobalSim?

- Over 180 simulator installations worldwide
- Recognized leader in motion technology for simulators
- Configurable platforms for any training environment
- Seamless integration between hardware and software
- 60 Hz update rate provides smooth movement
- Built to replicate actual crane controls
- Super realistic visual effects and physics engine
- Instructor Station with integrated student database
- Ability to create unlimited training scenarios
- Certified crane operator on staff
- Global service and support

9735 South 500 West
Sandy, UT 84070 USA
Telephone: +1-801-571-9094
www.globalsim.com

GlobalSim
Simulation